

# 200X1200 mm

## Woodart Collection



**RAK**  
CERAMICS

Mahogany Caffè	14
Mahogany Rosso	14
Pinewood Blanco	16
Pinewood Bruno	16
Teakwood Caffè	18
Teakwood Rosso	18
Antiguawood Caffè	20
Beechwood Caffè	20
Cedarwood Blanco	22
Ashwood Beige	22
Hardwood Natura	24
Ebony Nero	24
Rosewood Natura	26
Maplewood Marrone	26
Travertino Beige	28
Travertino Blanco	28
Travertino Gris	28
Walnut Gris	30

ROOM FOR  
IMAGINATION

RAK  
CERAMICS





## Wood

*Be inspired by wood effect tiles*

Natural-looking tiles are one of the key trends for indoor and outdoor floor and wood is one of the most popular choice thanks to its versatility and beauty. Combining the aesthetic quality of natural timber with the durability of vitrified tiles, wood effect tiles are the perfect option when replacing a floor in a renovation project or laying a new floor in a newly built property, as it helps in creating your own personal style.

Parquet floor tiles can give any room the elegant look of hardwood, in an eco-friendly new way. It's waterproof, highly resistant to scratches and chemicals, easy to clean and resistant to heat and frost. It definitely looks like a good idea!




WOOD

# GVT COLLECTION

Size



200 x 1200 mm | 8 x 48 in | 20 x 120 cms



Floor: Pinewood bruno 300x1200 mm

Gvt Collection



Floor: Scotchwood cafe 300x1200 mm





Floor: Ebony nero 300x100 mm





Floor: Coderwood blanco 100x1200 mm





Floor: Travertine gr1a 100x1200 mm



# Mahogany



Mahogany caffè




Mahogany rosso




## Sizes

200x1200 mm



Name	Size
Mahogany caffè	200x1200 mm
Mahogany rosso	200x1200 mm



Floor: Mahogany caffè 200x1200 mm  
Wall: Mahogany Rosso 200x1200 mm



# Pinewood



Pinewood blanco




Pinewood bruno




## Sizes

200x1200 mm



Name	Size
Pinewood blanco	200x1200 mm
Pinewood bruno	200x1200 mm



Floor: Pinewood blanco 200x1200 mm



# Teakwood



Teakwood caffè




Teakwood rosso




## Sizes

200x1200 mm



Name	Size
Teakwood caffè	200x1200 mm
Teakwood rosso	200x1200 mm



Floor: Teakwood rosso 200x1200 mm



## Antiguawood caffè




Antiguawood caffè



## Beechwood caffè




Beechwood caffè



Floor: Antiguawood caffè 200x1200 mm

### Sizes

200X1200 mm



Name	Size
Antiguawood caffè	200x1200 mm
Beechwood caffè	200x1200 mm



## Cedarwood blanco



Cedarwood blanco



## Ashwood beige



Ashwood beige



Cedarwood blanco | Ashwood beige



Floor: Ashwood beige 200x1200 mm

### Sizes

200X1200 mm



Name	Size
Cedarwood blanco	200x1200 mm
Ashwood beige	200x1200 mm



# Hardwood natura



Hardwood natura



# Ebony Nero




Ebony nero



Floor: Hardwood natura 200x1200 mm

## Sizes

200X1200 mm




Name	Size
Hardwood natura	200x1200 mm
Ebony nero	200x1200 mm



## Rosewood natura



Rosewood natura



## Maplewood marrone




Maplewood marrone



### Sizes

200X1200 mm



Name	Size
Rosewood natura	200x1200 mm
Maplewood marrone	200x1200 mm



# Traventino



Traventino beige



Traventino blanco




Traventino gris



Floor: Traventino beige 200x1200 mm

## Sizes

200X1200 mm




Name	Size
Traventino beige	200X1200 mm
Traventino blanco	200X1200 mm
Traventino gris	200X1200 mm



# Walnut gris




Walnut gris



Floor: Walnut gris 200x1200 mm

## Sizes

200X1200 mm

























Name	Size
Walnut gris	200X1200 mm



## ICONS

## TECHNICAL INFORMATION

TYPOLGY	EDGE	SURFACE STRUCTURE
 RED BODY CERAMIC TILES	 STRAIGHT	 SMOOTH
 WHITE BODY CERAMIC TILES	 SHAPED	 LIGHT STRUCTURE
 GRES WHITE BODY TILES	 RECTIFIED	 HEAVY STRUCTURE
 VITRIFIED TILES		
 FULL BODY VITRIFIED TILES		
















FINISH	SURFACE LOOK	INDICATIONS FOR USE	COLOUR VARIATIONS
 NATURAL	 MATT	 WALL TILES	 <b>V2 LIGHT</b> Light to moderate shade variation within each carton.
 LAPPATO	 SATIN	 FLOOR TILES	
 FULL LAPPATO	 GLOSSY		
 POLISHED	 HIGH GLOSSY		

### SUGGESTED APPLICATIONS

 DOMESTIC PURPOSE	 LIGHT COMMERCIAL TRAFFIC AREA	 INDUSTRIAL TRAFFIC AREA
 OUTDOOR	 HEAVY COMMERCIAL TRAFFIC AREA	

In printing, colour of the products may differ slightly from actual, pictures are only for reference.

## TECHNICAL CHARACTERISTICS - 20 X 120 cm

Test Description	Standard Test Method	International Standard ISO 13006 : 2012 (E)	RAK Ceramics Specifications GLAZED (RECTIFIED)
 Thickness	BS EN ISO 10545 - 2	Max. $\pm$ 5.0%	Max. $\pm$ 5.0%
 Straightness of sides	BS EN ISO 10545 - 2	$\pm$ 0.5%	$\pm$ 0.15%
 Rectangle Squareness	BS EN ISO 10545 - 2	$\pm$ 0.6%	$\pm$ 0.1%
 Surface Flatness	BS EN ISO 10545 - 2	$\pm$ 0.5%	$\pm$ 0.2%
 Water Absorption	BS EN ISO 10545 - 3	$\leq$ 0.5%	$\leq$ 0.05%
 Breaking Strength	BS EN ISO 10545 - 4	$\geq$ 1300 N	$\geq$ 1600 N
 Modulus of Rupture	BS EN ISO 10545 - 4	$\geq$ 35N/MM <sup>2</sup>	$\geq$ 35N/MM <sup>2</sup>
 Resistance To Surface Abrasion	BS EN ISO 10545 - 7	Manufacturer To State Abrasion Class	PEI Class 2-4
 Linear Thermal Expansion	BS EN ISO 10545 - 8	$\leq$ 9 x 10 <sup>-6</sup> °C	$\leq$ 7 x 10 <sup>-6</sup> °C
 Resistance to Thermal Shock	BS EN ISO 10545 - 9	NO VISIBLE DEFECT	NO VISIBLE DEFECT
 Frost Resistance	BS EN ISO 10545 - 12	NO VISIBLE DAMAGE	NO VISIBLE DAMAGE
 Resistance to chemicals	BS EN ISO 10545 - 13	NO VISIBLE EFFECT	NO VISIBLE EFFECT
 Resistance to stains	BS EN ISO 10545 - 14	MANUFACTURER TO STATE CLASS	STAINS REMOVED MIN. CLASS 3
 Colour Resistance to UV light	DIN 51094	NO CHANGE IN COLOR	NO CHANGE IN COLOR
 Scratch Hardness : (Moh's Scale)	EN 101	MANUFACTURER TO STATE VALUE ON MOH'S SCALE	$\leq$ 5

Note: \*Colour shown in this catalogue may vary with the original tile. \*Slight shade & size variation is an inherent property of ceramic / vitrified tiles. RAK's SG / MATT / RUSTIC are non polished product and therefore the tolerance will not be similar to polished models. However all RAK tiles will conform to international and RAK standards for non-polished products.

\*Use of spacers are recommended.

### PACKING DETAILS

	Tile Size (In mm)	No. of Tiles (Per Box)	Approx Area (In sqft.)
Working Size:	200 x 1200	4	10.33



## TECHNICAL FEATURES

### VITRIFIED TILES (B1a - GL) :

Vitrified tiles are manufactured using pure, selectively imported raw materials mixed using the most advanced extraction and sorting techniques; they are obtained with a production process similar to that of single-fired tiles.

The resulting product is top-quality Vitrified tile, obtained by raw materials wet grinding, followed by partial drying by spraying, silo storage to allow homogenization of properties, and pressing with highly efficient hydraulic presses up to specific pressures more than 500 kg/cm<sup>2</sup>. The high pressure combined with high firing temperature exceeding 1200 °C results in highly compact & strong ceramic surface with very low water absorption (lower than 0.1% according to UNI EN ISO 10545-3) and extremely high mechanical resistance (average value exceeding 50 N/mm<sup>2</sup> according to UNI EN ISO 10545-4).

Thanks to their low porosity, these Vitrified tiles are frost-proof and rated as belonging to the B1a GL class according to the European Standard UNI EN 14411 which requires water absorption ≤ 0.5%.






The MoR (modulus of rupture) in accordance with UNI EN ISO 10545-4 results to 50 N/mm<sup>2</sup> while the required value is 35 N/mm<sup>2</sup>. RAK Ceramics Vitrified tiles are available in a wide range of designs, sizes and finishes.

#### ADVICE ON LAYING

Although our Vitrified tiles can be installed using traditional cement mortars, we advise using modern adhesives. While installing on wall, the two-layer spreading system is recommended to perfectly wet the back of the tile.

Quickly dipping each tile in water before installation will remove any dust on the back of the tile for perfect adhesion. Do not wet the tiles if you are using vinyl, acrylic resin adhesives or two-component organic-solvent based adhesive.

It is advisable to incorporate suitable shrinkage - flexion joints (movement/ expansion joints) when installing on large floors: the joints should never be spaced more than 4 - 5 linear meters apart indoors and 3 linear meters apart outdoors. Be careful while using strong coloured grouts as they might leave stains on the surface of the tiles that may be difficult to remove later.





### MAINTENANCE AND CLEANING OF TILES

Maintenance of ceramic and Vitrified tiles on dry surfaces is relatively easy. RAK Ceramics tiles are highly scratch and stain resistant.

- By regularly sweeping the floor, you can help avoid scratches that small pebbles or sand can create.
- Make it a habit to always wipe the soles of your shoes on a mat before entering the house. Thoroughly wipe up any spills using plain warm water.
- While they are not likely to stain your ceramic tiles, spills may stain the grout between the tiles and if they are left to sit for too long, may also stain the actual tiles.
- Plain water is the ideal cleaner because it leaves no residue if you dry the surface of the tiles thoroughly after cleaning.
- If tiles are left wet after cleaning, there may be some unsightly mineral residue after the water dries, but this can easily be removed by spot cleaning.
- If stains resist cleaning with water alone, you can use a mild acidic solution, such as white vinegar. Use it highly diluted and rinse with plain water then dry.
- As food stains are acidic in nature, try using a mild alkaline solution.
- Use common detergents sparingly, rinse with plain water and dry thoroughly.

### TILE-LAYING RECOMMENDATIONS

All RAK Ceramics products are subject to size and shade variations. Please check the size, batch number, caliber, tone, choice, color, quality of the pieces before the installation, as no claims will be accepted once the tiles are installed.

Place some tiles on the floor - 2 or 3 sqm - and check the overall technical and aesthetic characteristics with care and check if there is enough product to finish the work.

Manufacturer's responsibility is only limited to replacement of defective material if any, prior to fixing of tiles and we will not entertain claim of any nature after the tiles are installed.

Therefore, if any issue is found on the delivered product, the contractor for installation or the client should not install the tiles. The issue should be communicated to RAK Ceramics for investigation and further action for resolution as required.

The substrate must be a compact cement bed. Levelling system ensures flatness between tiles avoiding movements during the mortar setting. This reduces the time for the ceramic laying obtaining a perfect lippage-free finish. Avoid movements between the tiles due to the mortar setting.

The width of grout joints must be established by the installation supervisor, unless grout widths are regulated by national laying standards. The grout colour should be selected according to the colour of the tile. We recommend to select a matching colour. Before using fine-grain coloured grout on lapped, polished or brushed products, always test it. If the pigment is very adhesive, it may be very difficult to remove.

We recommend to lay the tiles by using suitable adhesives for each kind of product and surface. As general rule, tiles must be installed in the same position. The minimum joint is 2 mm for rectified tiles, although we suggest a higher joint for big size products. After grouting, remove any excess product as quickly as possible by repeatedly washing the area with a sponge and water.

Steps to follow 1. First, set the tool to the scale according to the ceramic thickness. 2. Introduce the crossheads and continue laying the adjacent tiles. 3. Put the wedges in the crosshead manually. 4. Tighten the wedges with the pliers to level the pieces. 5. Allow for setting for the time recommended by the manufacturer of the adhesive cement. 6. Remove the crossheads. Hit the crosshead with a rubber mallet or with your foot in the direction of the joint. Do not hit the wedges.

The company will not accept any claim if this is due to the problems caused by not following these suggestions and instructions.



RAK PREMIUM PARTNERS - PAN INDIA

EAST	SOUTH	NORTH	WEST
<b>PRAMILA ENTERPRISES:</b> Plot No. 373/4128, Aigrinia, Khurda Bhubaneswar - 751030, Odisha Mob.: 9338063999   9337799166 <b>GOKUL STONES &amp; TILES PVT. LTD.:</b> 375/1, Jessore Road,Dum Dum, Kolkata West Bengal - 700028 Mob.:9831858332   9903808060 <b>SHREE KANAK LAKSHMI GRANITES:</b> Plot No 250, Rasulgari, Khordha, Bhubaneswar-751010, Odisha Mob.:9437060300 <b>DURGA ENTERPRISES:</b> Shop No-4,Om Complex,Sp Verma Road,Patna-1 Patna-800001, Bihar Mob.:9431018896   9934486480	<b>KSR CERAMICS :</b> # No.01  T C Playa Main Road Akshaya Nagar, Ramamurthy Nagar Extn, Bangalore-560016 Mob No: 8494931200 <b>LAKSHMI CERAAMICS :</b> 21,22 Cowley Brown Road, Opp Forest College, R.s. Puram,Coimbatore, Tamilnadu - 641002 Mob No:9843019625 <b>MANII CORPORATION :</b> No-10-B/2, Ground Floor, Ramachandrapuram, Trichy, Tamilnadu - 620017 Mob.: 9823017421 <b>SIVA EXPORTS :</b> 8 / 1a, Vidhathakulam Village,Sivagangal Main Road, Madurai, Tamilnadu - 625020 Mob.: 9363077209 <b>PAN CERAMICS :</b> D.no 159/7, 1st Floor, Syndicate Bank Upstairs, Rayudupalem, Pithapuram Road, Kakinada – 533005 East Godavari District. Andhra Pradesh Mob.: 9966966999	<b>LUXMI MARBLE &amp; GRANITE :</b> CHD-Ambala Highway, Near Hotel Sapphire, Zirakpur- Punjab-140603 Mob: 9814006858, 592058000 <b>S A TILES:</b> 441/8, Nyay Khand 111, Near Kala Pathar, Ghaziabad - 201014 Uttar Pradesh Mob: 9419174059 <b>AB SALES CORPORATION:</b> C5, Sector 10, Ground Floor, Noida U.P. 301201 Mob: 9811076580, 9643307817	<b>NATURAL STONE:</b> Near Jain Mandir, Shirolji Phata, Kolhapur-416122 Mob.: 9823017421 <b>CERAMIC TRADERS / ELITE MARBLE:</b> Opp. Suyash Hospital, Near Hotel Sandeep, Mumbai Naka, Nashik – 422001 Mob - 9665444440 <b>S V CERAMICS:</b> Akriti Towers, Near Sparsh Automobiles, Dhantari Road, Panchpedinaka, Raipur, Chattisgarh Mob- 7471120969

RAK OFFICIAL PARTNERS - PAN INDIA

EAST
<b>SHREE KRISHNA SUPPLY AGENCY:</b> PLOT NO-602,Bomikhal, CuttackRoad,Bhubaneswar,Khurda,Odisha,Pin-751010 Mob: 0437011341 <b>DURGA ENTERPRISES:</b> 3 & 4 ,Om Complex S.P.Verma Road ,Patna Bihar-800 001 Mob: 9431018896 <b>GRIH VATIKA:</b> Janpuli Chowk, Station Road, Motihari Bihar -845401 Mob: 9430233139 <b>CERAMIC CITY P LTD:</b> KOLKATA9,SYED AMIR ALI AVENUENEAR PARK CIRCUS 7 POINT CROSSING, Kolkata- 700017 Mob: 9850015530 <b>RADHA MARBLE &amp; GRANITE PVT. LTD.:</b> 13/2/1, Umesh Chandra Chatterjee Lane, (Near Ladona Restaurant) Kona Express, Belepole crossing, Howrah-711 104, Mob.:9433030719. <b>VIP BUILDING MALL:</b> Hardiya More, Siwan, Bihar-842226. Mob.: 8853316878/9006680450.
WEST
<b>JB HOME STORE P LTD:</b> Plot no 35/36, Marble market, Sec-23, Turbhe, Thane-400705 Mob:HADI ENTERPRISES: 9, Turning Point, Opp Dada Saheb Jain Derasar, Kalanala, Bhavnagar. Mob.: 9825206991. <b>NATURAL STONE:</b> Shelke Tower, Behind Big Bazar, Kolhapur-416008. Mob.: 7276006514. <b>RAJ SALES CORPORATION:</b> Chandat Layout, Ghat Rd,Wadi, Nagpur- 440030. Mob.: 9823078388.
SOUTH
<b>Home Stone:</b> 22/684, Thazhe Chelari, Malappuram - 676317 Kerala Mob: 7025757575 <b>TARA SANITARY WARES AND TILES:</b> Thiruvananthapuram-4 Mob:9447055212 <b>BENOY MARBLES &amp; GRANITES:</b> TC-3 /323, Ambala Nagar, Kowdliar, P. O., Thiruvananthapuram, Kerala-695005. Mob.:8589876060 <b>COCHIN SANIWARES:</b> Pakalo-mattom, Kuravilangad, Mob.:9447661224.. <b>KSR CERAMICS:</b> #1, T C Palya main Road, Ramurthy nagar Extn, Akshyanagar, Bangalore - 560016. Mob.:9663501122 Tel:080 28493323. <b>MARUTHI CERAMICS:</b> # 311, 10th main, 100feet Road, HRBR Layout, Banaswadi, Bangalore-560043. Mob.: 9900211350. <b>MANI CORPORATION:</b> S F No. 50/7-C , Old Palpannai, Chennai By-Pass Road (Near Hyundai Car Showroom), Trichy- 620010. Mob: 9842254512. <b>PAN MARKETING:</b> Pandarakalam Build-ings, M C Road, Kumaranalloor, Kottayam, Kerala-686016. Mob.:9895227603, 9633009900. <b>SS TILES:</b> NH-16, Morumpudi Junction, Rajamundhry-533103. Mob.: 9866616222/9394199099. <b>YASHAS CERAMICS:</b> PR Square, #2228, Singasandra, Opposite Elevated Highway, Pillar No.93, Hosur Main Road, Bangalore-560068. Mob.:9448358765   Tel :080 - 43726569. <b>Lakshmi Ceramics:</b> No- 21, 22 , Cowley Brown Road, R.S.Puram, Coimbatore 641 002. Tel :0422 - 4959625 <b>Kaltharan Buldware:</b> Aluva Mala road, Kurumasserry, Eranakulam 683579, Tel - 9072330301 <b>Tropical Traders:</b> NH bye pass Edappatty, Eranakulam, Tel – 9447039496
NORTH
<b>TRIKUTA AGENCIES:</b> OPP.BGFH.Q (DOUBLE IRON BRIDGE),AKHNOOR ROAD, PALOURA, JAMMU. (M): 9419181700, 9419109960 <b>TARA SANITARY WARES AND TILES:</b> Goodwill Tower, Near Plamood Bridge, Pattom, Trivandrum- 695004, kerala <b>NIRMAL ENTERPRISE:</b> Main Bazar, Bishnah, Jammu - 181132 Jammu And Kashmir Mob: 9419123515 <b>AARTI HARDWARE:</b> Shaheed Road, Kishtwar, kishwar - 182204, Jammu And Kashmir. Mob: 9419110024. <b>JHAND MARBLE:</b> Gt Rd, Manawala, Amritsar - 143109 Punjab Mob: 8800933305 <b>DURGA HARDWARE STORE:</b> Chandan Vihar, Behind - JDA Flats, Muthi , Jammu. Pin Code:-181025 Mob: 9797424063, 9682675115 <b>MALHOTRA BUILDING MATERIAL:</b> Camp Road, Near Jain Mandir, Talab Tillo, -180001 JAMMU Mob: 9419191008 <b>PRAKASH TRADING COMPANY:</b> Naushera road, khichian, Hoshiarpur -144211, Punjab. Mob: 9814006858 <b>VAISHNAV MARBLE:</b> H No 97-A, Anand Avenue, Nr Rattan Singh, punjab, Amritsar Mob: 9417341623 <b>OM PRAKASH KRISHAN LAL:</b> Opp. St. Joseph Health Centre Jourian Raod, Akhnoor. Pin Code :- 181201 MO1924-252424, 9419100191, 9419100175, 9086700175 <b>MAHAJAN CEMENT STORE:</b> Ward No. 5, Main Road, Jourian (Akhnoor). Mob: 9419123515 / 7889761432 <b>BEHARI JI CEMENT:</b> Kapoor & Co., Ghanta Ghar Station Road, Near Telephone Exchange, Shahjehanpur, Uttar Pradesh-242001. Mob.:9415286833, 9793007400. <b>FAB TILE AND MARBLE:</b> Kalika Chandigarh Road, Opp-Honda Activa Showroom, Pinjore, Panchkula, Haryana-133302. Mob.:9896224723. <b>GR TRADERS:</b> Opp Pwd Rest House, Btm Rd, Bhiwani, Haryana-127021. Mob.:7015450422, 9416473201. <b>GALAXY INDIA:</b> 90 feet, Pandach, Ganderbal, Srinagar, Jammu & Kashmir -190077. Mob.:9018284111. <b>GAURAV TRADERS:</b> 340-Umapuri Colony, Sonauli Road, Infront of D.R Chemical, Gorakhpur-273015 (U.P) Mob.:9919863999. <b>JAIN BUILDER:</b> Extn Greater Kailash, Marble Market, Jammu-180011. Mob.:9419190059. <b>KAMLA SALES AGENCY:</b> Jal Nigam Road, Krishnapuri, Rauza, Gazipur, U.P-233001. Mob.:9415281225. <b>KAVITA DREAM HOMES PRIVATE LIMITED:</b> N-13/208, 52-A Brj Enclave, Sunderpur, Varanasi- 221005. Mob.:9415994000. <b>LONE HARDWARE:</b> K. P Road, Near Womens College, Ananthenag, Jammu & Kashmir-192101. Mob.:9419412804. <b>MAHESHWARI MARBLE INDUSTRIES:</b> Royal Park, Mudalla Road, Manduadih, Varanasi-221103. Mob.:9554953939. <b>PLY &amp; TILE:</b> LGF, Rohit Tower CP-1, Haniman Chauraha, Viraj Khand, Gomti Nagar, Lucknow-226020. Mob.:9415089090. <b>S R ENTERPRISES:</b> 562/563, Hind nagar, Transport nagar, Kanpur Road, Lucknow-226012 (U.P) Mob.:9956376378. <b>SUMAN ENTERPRISES:</b> Taramandal Tiraha, Deoria Bypass, Near Amar Ujala Office, Gorakhpur, Pin-273001. Mob.:8423737751. <b>THE RAJASTHAN GRANITE &amp; MARBLE:</b> Chanapora, Bye-Pass, Srinagar, Jammu & Kashmir-190014. Mob.:9622100044. <b>VIKAS MARBLE:</b> Batala Road, Qadian, Gurudaspur, Punjab-143516. Mob.:9876094516.

RAK OFFICES AND FLAGSHIP SHOWROOMS

EAST
<b>BHUBANESWAR</b> Plot no-1127/3015, 1st Floor, Lane-2, Govind Prasad, Unit-32, Jayadurga Nagar, Bomikhal, Bhubaneswar-751006, (INDIA). Mob.: 9238000120, 9238010071
<b>KOLKATA</b> 11A/1D, East Topsia Road, Garg House, 3rd Floor, Opp. Fleming Hospital, Kolkata-700046, WB, (INDIA). Tel. +91-33-46020541 Mob.: 9238000120, 9238010071
WEST
<b>AHMEDABAD</b> 102-103, Shilp Aaron, Sindhu Bhavan Road, Nr-Pakwan Cross Road, Ahmedabad -380054, Gujarat, (INDIA). Tel: 079-29705205
<b>INDORE</b> Office No. 101 / 102, Satguru Parinay, Plot No. 5, P.U – 3, Scheme no.54, Opp C 21 Mall, AB Road, Indore, M.P – 452010, (INDIA). Tel: 0731-4970003 Tel: 0731-4970003
<b>MUMBAI: SANTACRUZ</b> Dheeraj Heritage, 19, 1st Floor, Junction of Milan Subway, S. V. Road, Santacruz (W), Mumbai - 400054, (INDIA). Tel.: 022-26605 938/937
<b>MUMBAI: MALAD</b> Carnival House, 1st Floor, Vasant Valley, AK Vaidya Marg, MHB Colony, Dindoshi, Malad East Opposite Oberoi mall, Mumbai, Maharashtra 400097.
<b>MORBI</b> 1st Floor, Dhanraj Chambers, Near Kuber Talkies, Morbi-2 Dist. – Rajkot, Gujarat – 363642, (INDIA). Tele/fax. No. 02822-243110
<b>PUNE</b> Shop No. 12, 13 & 14, Vega Center, Near Income Tax Office, Shankarseth Road, Pune – 411037, (INDIA). Tel: 020-4122-0634
SOUTH
<b>BANGALORE</b> #116, Unit no 108, 1st floor, Pride Hulkul, Opposite to Passport Office, Lalbagh Road, Bangalore-560027. Tel : 080 41710394
<b>CHENNAI</b> Amient House, New No.7 Old No 3- A First Floor, Kodambakkam High Road, Nungambakkam,Chennai-600034, (INDIA). Tel: 044 48545434
<b>COCHIN</b> Highway Heights, 2nd & 3rd Floor, National Highway Bypass, Thammanam, Kochi-682032, (INDIA). Tel: 0484-2985535, Mob.: 9288955281
<b>SAMALKOT</b> P.B. NO. 11, IDA Peddapuram, ADB Road, Samalkot East, Godavari District, AP- 533440, (INDIA). Tel: 91 884 2329344.
NORTH
<b>CHANDIGARH</b> SCO 9A, 1st Floor, Madhya Marg, Sector 7C, Chandigarh-160019, (INDIA). Tel: 0172- 4026052
<b>GURUGRAM</b> SCO-310, SECTOR-29, HUDA CITY CENTRE, GURUGRAM - 122001 Mob.: 8745009998



# RAK

CERAMICS